

Ruthenium-Catalyzed *meta*-Sulfonation of 2-Phenylpyridines

Ourida Saidi, Jameel Marafie, Araminta E. W. Ledger, Po Man Liu, Mary F. Mahon, Gabriele Kociok-Köhn, Michael K. Whittlesey and Christopher G. Frost*

Department of Chemistry, University of Bath, Bath, BA2 7AY, U.K.

Supporting Information Placeholder

ABSTRACT: A selective catalytic *meta*-sulfonation of 2-phenylpyridines was found to occur in the presence of (arene)ruthenium(II) complexes upon reaction with sulfonyl chlorides. The 2-pyridyl group facilitates the formation of a stable Ru-C_{aryl} σ -bond that induces a strong *para* directing effect. Electrophilic aromatic substitution proceeds with the sulfonyl chloride to furnish a sulfone in the *meta* position to the chelating group. This new catalytic process offers access to atypical regioselectivity for reactions involving chelation-assisted cyclometallation.

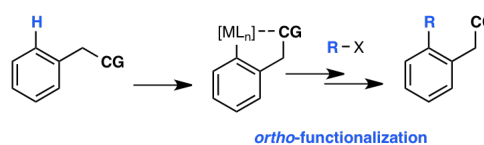
A common approach for the functionalization of aromatic substrates involves the chelation-assisted cleavage of a C–H bond to afford a metallacycle that facilitates subsequent *ortho*-directed C–C or C–X bond forming processes (Scheme 1a).¹ These studies have disclosed a wide-range of directing groups and different coupling partners for new *ortho*-functionalization reactions within this mechanistic setting. Many successful strategies involve Pd-catalyzed *ortho*-coupling reactions with C–H bonds through cyclopalladation of 2-phenylpyridine **1**.² Despite the phenomenal progress in this area, selective catalytic C–H bond activation methods for C–S bond formation remain relatively undeveloped.³ One notable example is the catalytic *ortho*-sulfonation protocol reported by Dong and co-workers.⁴ The use of Pd(CH₃CN)₂Cl₂ as the catalyst in the presence of K₂CO₃ allowed the isolation of *ortho*-sulfone product in good yield (Scheme 1b). From a synthetic perspective the direct introduction of functional groups to an aromatic ring to afford a regioselectivity complementary to the established chelation-assisted cleavage of a C–H bond/*ortho*-functionalization continues to challenge contemporary catalytic methodology.⁵ In this communication we present a study indicating that changing the pre-catalyst from Pd(II) to Ru(II) in the sulfonation of **1** switches the regioselectivity to afford the *meta*-sulfonation products **3a-i** (Scheme 1c, Table 1). The remarkable switch in regioselectivity implies a change in mechanistic pathway and offers new design principles for reactions involving chelation-assisted cyclometallation.

The recent significant achievements of selective catalytic C–H bond activations with Ru(II) species prompted us to explore the catalytic chelation-assisted cyclometallation

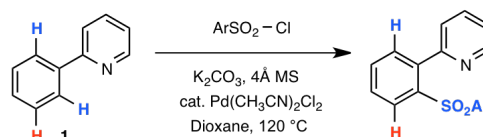
and subsequent sulfonation of 2-phenylpyridine with *p*-toluenesulfonyl chloride **2a** in the presence of six different Ru pre-catalysts (Table 1).⁶

Scheme 1. Chelation-assisted C–H activation

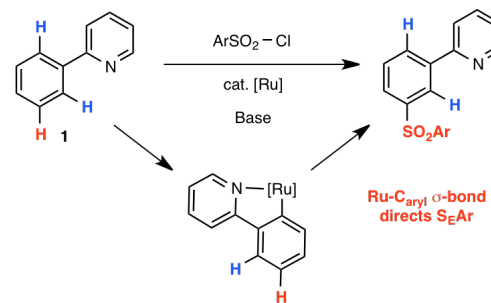
(a) Chelating group (CG) directs formation of a metallacycle



(b) Palladium catalyzed *ortho*-C–H sulfonation-Dong et al 2009

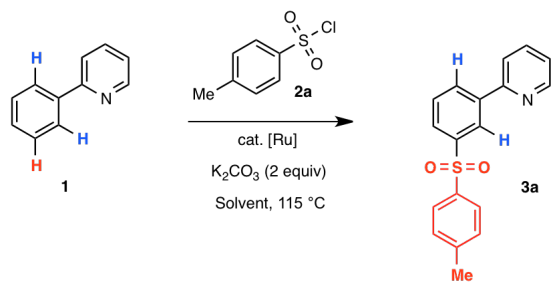


(c) Ruthenium catalyzed *meta*-C–H sulfonation-this study



The initial results were unexpected, as none of the ruthenium complexes gave the *ortho*-product upon spectroscopic analysis of the crude reaction mixtures. Although the conversions were low, the major product isolated from the reaction mixture in all cases was the *meta*-sulfonation product **3a**, the structure of which was unequivocally confirmed by single crystal X-ray diffraction (Figure 1).⁷ In each case the isolated yield reflected the conversion of 2-phenylpyridine **1**. As [Ru(*p*-cymene)Cl₂]₂ showed the highest level of catalytic activity (Table 1, entries 1-6) attempts were made to increase the isolated yield. After extensive screening, an improved process was realized by simply switching the solvent to CH₃CN (Table 1, entries 6-11).⁸ Control experiments showed that no coupling between **1** and **2a** took place in the absence of ruthenium (entries 12 and 13).

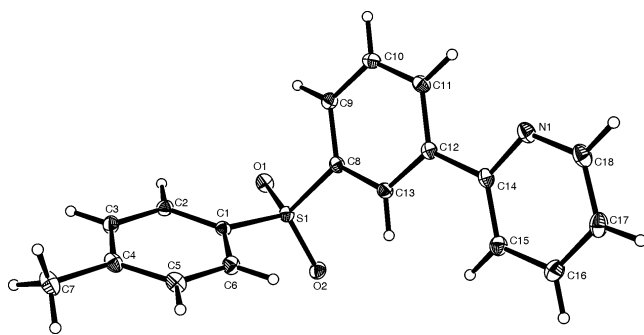
Table 1. Optimization studies for the ruthenium catalyzed *meta*-sulfonation of 2-phenylpyridine.^a



Entry	[Ru] complex	Solvent	Yield (%) ^b
1	Ru(PPh ₃) ₃ HCl	Dioxane	25
2	Ru(dppf)(PPh ₃)HCl	Dioxane	7
3	Ru(xantphos)(PPh ₃)HCl	Dioxane	trace
4	Ru(PPh ₃) ₃ (CO)H ₂	Dioxane	8
5	Ru ₃ CO ₁₂	Dioxane	0
6	[Ru(<i>p</i> -cymene)Cl ₂] ₂	Dioxane	27
7	[Ru(<i>p</i> -cymene)Cl ₂] ₂	EtOAc	24
8	[Ru(<i>p</i> -cymene)Cl ₂] ₂	THF	28
9	[Ru(<i>p</i> -cymene)Cl ₂] ₂	Toluene	5
10	[Ru(<i>p</i> -cymene)Cl ₂] ₂	CH ₃ CN	62
11	[Ru(<i>p</i> -cymene)Cl ₂] ₂	CH ₃ CN	80 ^c
12	-	CH ₃ CN	0
13	-	Dioxane	0

^a Unless otherwise noted, the reaction conditions were as follows: 2-phenylpyridine **1** (1.0 mmol), *p*-toluenesulfonylchloride **2a** (3.0 mmol), [Ru(*p*-cymene)Cl₂]₂ (2.5 mol %), K₂CO₃ (2 equiv), solvent (3 mL), 115 °C, 15 h. ^b Isolated yields with mass balance being recovered starting material **1**. ^c 5 mol% of [Ru(*p*-cymene)Cl₂]₂.

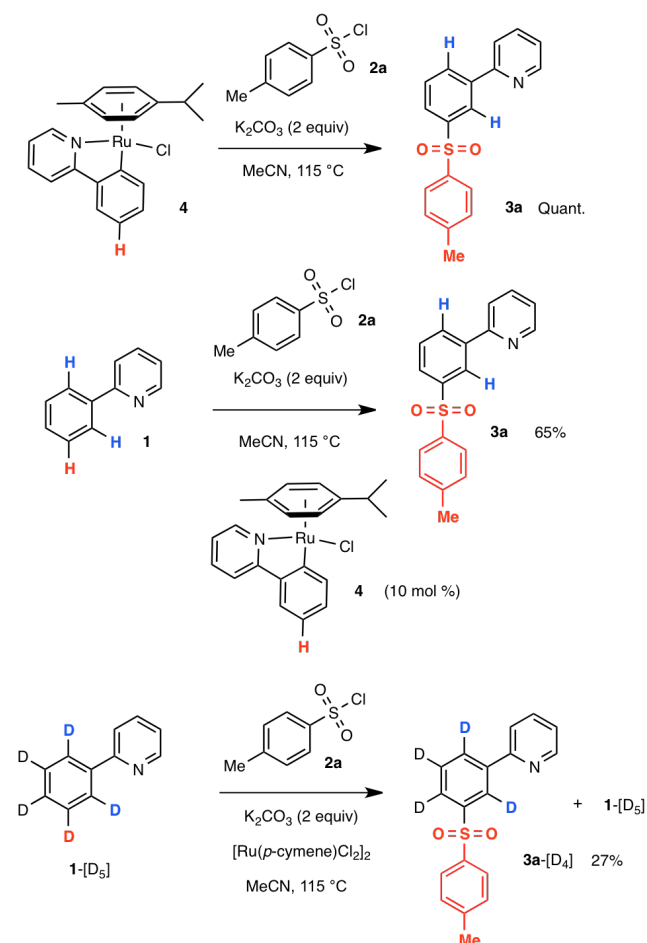
Figure 1. Single crystal X-ray structure of novel *meta*-product 3a. Ellipsoids are represented at 30% probability.



To account for the switch in regioselectivity from Pd to Ru, we hypothesized that the chelating group facilitates the formation of a stable Ru-C_{aryl} σ-bond that induces a strong

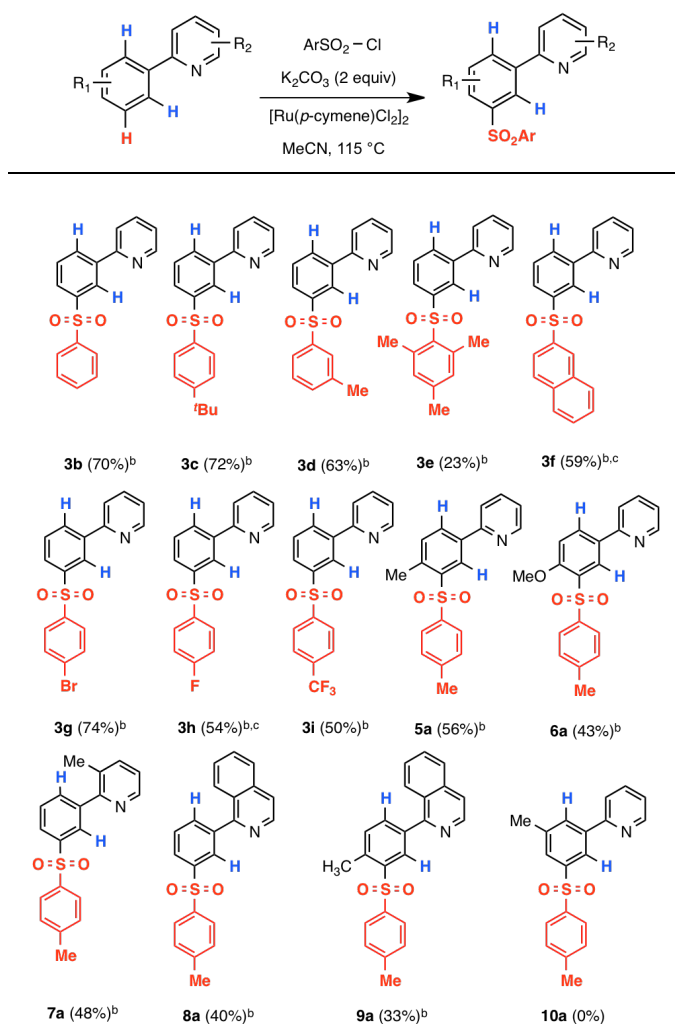
para directing effect.⁹ Substitution of the metallated aromatic ring proceeds with the sulfonyl chloride to furnish a sulfone in the *meta* position relative to the original chelating group. To test this hypothesis the cyclometallated Ru-complex **4** was prepared by the literature protocol.^{10,6r} Treatment of the isolated complex with 3 equiv of *p*-toluenesulfonyl chloride **2a** under the standard reaction conditions (Scheme 2) afforded quantitative conversion to **3a**. De-metallation under the reaction conditions would be necessary for catalyst turnover and indeed, when **1** was reacted with 3 equiv of **2a** in the presence of a catalytic amount of **4** (10 mol%), the *meta*-sulfonation product **3a** was isolated in 65% yield indicating the likely involvement of Ru-C_{aryl} σ-bond complexes in the catalytic cycle.¹¹ Although the σ-activation of aromatics has been studied for a range of stoichiometric processes such as electrophilic halogenation, acylation and nitration to the best of our knowledge this is the first example of a catalytic σ-activation process.¹² Preliminary experiments with isotopically labeled starting material showed no evidence of a D/H exchange from adventitious water or solvent. Stopping the reaction after 10 hours afforded the *meta*-sulfonation product **3a**-[D₅] in 27% yield along with unreacted **1**-[D₅].¹³ A kinetic isotope effect (*K*_H/*K*_D = 3.0) is observed suggesting that C-H bond cleavage is kinetically significant in the catalytic cycle.

Scheme 2. Catalytic sulfonation via chelation-assisted σ-activation



We next explored the scope of the ruthenium-catalyzed *meta* sulfonation (Table 2). Variation of the sulfonyl chloride afforded a useful range of products in good isolated yields (**3b-d** and **3f-i**). A range of functionality and substitution patterns was tolerated. The use of mesitylenesulfonyl chloride afforded product **3e** in lower yield, presumably due to the increased steric demands of the two *ortho*-methyl substituents. Notably, the reaction proceeded with substituents on the aromatic ring (**5a** and **6a**), the chelating pyridine ring (**7a** and **8a**) or both rings (**9a**). Interestingly, the blocking of one of the *meta* positions on the substrate results in no sulfone product (**10a**) being obtained from the reaction. This substantiates a chelation-assisted σ -activation pathway as presumably the cyclometallation proceeds *via* the least hindered C-H bond resulting in a complex where the methyl substituent is *para* to the activating Ru-C_{aryl} σ -bond. With this site blocked no reaction can take place.^{9b}

Table 2. Scope of ruthenium-catalyzed *meta* sulfonation^a

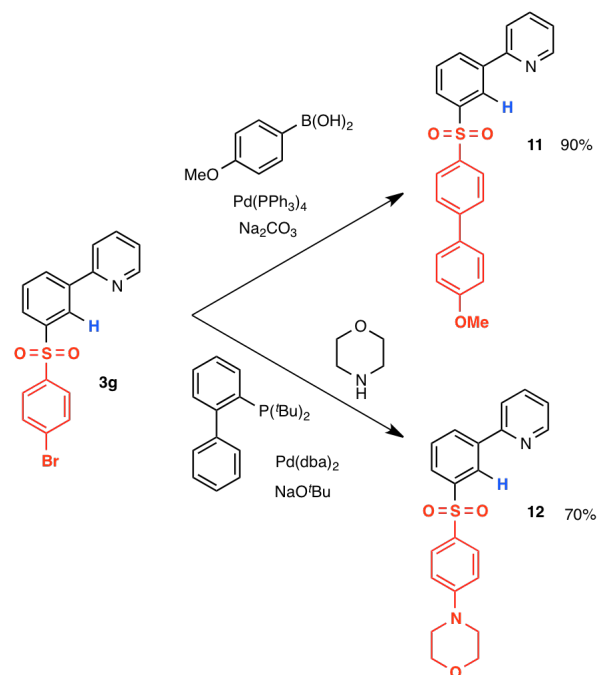


^a The reaction conditions were as follows: 2-phenylpyridine **1** (1.0 mmol), arylsulfonylchloride (3.0 mmol), [Ru(*p*-cymene)Cl₂]₂ (5 mol %), K₂CO₃ (2 equiv), CH₃CN (3 mL), 115 °C, 15 h. ^b Isolated yields with mass balance being recovered starting material **1**. ^c X-ray structure obtained. See Supporting Information for details.

The incorporation of a bromo substituent in the product (**3g**) allows for further synthetic modification utilizing Pd(0)-catalyzed Suzuki-Miyaura cross-coupling and Buchwald-Hartwig amination reactions (Scheme 3).^{14,15} The exemplar reactions proceed in good isolated yield offering the capability to access a broader range of functional molecules in just two steps.

In summary, we have developed a ruthenium-catalyzed sulfonation of 2-phenylpyridines that affords the *meta*-product. The remarkable switch in regioselectivity implies a change in mechanistic pathway and offers new design principles for reactions involving chelation-assisted cyclometallation. Further work to establish the synthetic scope of catalytic chelation-assisted σ -activation along with additional mechanistic studies is in progress.

Scheme 3. Palladium-catalyzed cross-coupling



ASSOCIATED CONTENT

Detailed experimental procedures and characterization data for all new compounds. This material is available free of charge via the Internet at <http://pubs.acs.org>.

AUTHOR INFORMATION

Corresponding Author

c.g.frost@bath.ac.uk

ACKNOWLEDGMENT

We are grateful to the University of Bath, EPSRC and GlaxoSmithKline for funding. We acknowledge the valuable assistance of Dr Matthew Jones (GC-MS), Dr Anneke Lubben (Mass Spectrometry) and Dr John Lowe (NMR).

REFERENCES

(1) For selected reviews, see: (a) Ryabov, A. D. *Chem. Rev.* **1990**, *90*, 403–424. (b) Miura, M.; Nomura, M. *Current Topics in Chemistry*; Springer-Verlag: Berlin, 2002; Vol. 129, pp 212–241.

- (c) Kakiuchi, F.; Murai, S. *Acc. Chem. Res.* **2002**, *35*, 826–834. (d) Kakiuchi, F.; Chatani, N. In *Topics in Organometallic Chemistry*; Bruneau, C., Dixneuf, P. H., Eds.; Springer-Verlag: Berlin, 2004; Wang, 11, pp 45–79. (e) Ritleng, V.; Sirlin, C.; Pfeffer, M. *Chem. Rev.* **2002**, *102*, 1731–1770. (f) Campeau, L. C.; Fagnou, K. *Chem. Commun.* **2006**, 1253–1264. (g) Alberico, D.; Scott, M. E.; Lautens, M. *Chem. Rev.* **2007**, *107*, 174–238. (h) Seregin, I. V.; Gevorgyan, V. *Chem. Soc. Rev.* **2007**, *36*, 1173–1193. (i) Lewis, J. C.; Bergman, R. G.; Ellman, J. A. *Acc. Chem. Res.* **2008**, *41*, 1013–1025. (j) Ackermann, L.; Vicente, R.; Kapdi, A. R. *Angew. Chem., Int. Ed.* **2009**, *48*, 9792–9826. (k) Daugulis, O.; Do, H.-Q.; Shabashov, D. *Acc. Chem. Res.* **2009**, *42*, 1074–1086. (l) Lyons, T. W.; Sanford, M. S. *Chem. Rev.* **2010**, *110*, 1147–1139. (m) Colby, D. A.; Bergman, R. G.; Ellman, J. A. *Chem. Rev.* **2010**, *110*, 624–655. (n) Jazzar, R.; Hitce, J.; Renaudat, A.; Sofack-Kreutzer, J.; Baudoin, O. *Chem.-Eur. J.* **2010**, *16*, 2654–2672. (o) Sun, C.-L.; Li, B.-J.; Shi, Z.-J. *Chem. Commun.* **2010**, *46*, 677–685. (p) Ackermann, L. *Chem. Rev.* **2011**, *111*, 1314–1345. (q) Wencel-Delord, J.; Dröge, T.; Liu, F.; Glorius, F. *Chem. Soc. Rev.* **2011**, *40*, 4740–4761. (r) Yeung, C. S.; Dong, V. M. *Chem. Rev.* **2011**, *111*, 1215–1292. (s) Gutekunst, W. R.; Baran, P. S. *Chem. Soc. Rev.* **2011**, *40*, 1976–1991.
- (2) For representative reviews, see: (a) Chen, X.; Engle, K. M.; Wang D.-H.; Yu, J.-Q. *Angew. Chem., Int. Ed.* **2009**, *48*, 5094–5115. (b) Li, B.-J.; Yang, S.-D.; Shi, Z.-J. *Synlett* **2008**, 949–957.
- (3) Beletskaya, I.; Ananikov, V. P. *Chem. Rev.* **2011**, *111*, 1596–1636.
- (4) (a) Zhao, X.; Dimitrijević, E.; Dong, V. M. *J. Am. Chem. Soc.* **2009**, *131*, 3466–3467. (b) Zhao, X.; Dong, V. M. *Angew. Chem., Int. Ed.* **2011**, *50*, 932–934.
- (5) For selected examples, see: (a) Cho, J.-Y.; Tse, M. K.; Holmes, D.; Maleczka, Jr., R. E.; Smith III, M. R. *Science* **2002**, *295*, 305–308. (b) Murphy, J. M.; Liao, X.; Hartwig, J. F. *J. Am. Chem. Soc.* **2007**, *129*, 15434–15435. (c) Do, H.-Q.; Kassif Khan, R. M.; Daugulis, O. *J. Am. Chem. Soc.* **2008**, *130*, 15185–15192. (d) Phipps, R. J.; Gaunt, M. J. *Science* **2009**, *323*, 1593–1597. (e) Zhang, Y.-H.; Shi, B.-F.; Yu, J.-Q. *J. Am. Chem. Soc.* **2009**, *131*, 5072–5074. (f) Ciana, C.-L.; Phipps, R. J.; Brandt, J. R.; Meyer, F. M.; Gaunt, M. J. *Angew. Chem., Int. Ed.* **2011**, *50*, 458–462. (g) Duong, H. A.; Gilligan, R. E.; Cooke, M. L.; Phipps, R. J.; Gaunt, M. J. *Angew. Chem., Int. Ed.* **2011**, *50*, 463–466. (h) Wang, X.; Leow, D.; Yu, J.-Q. *J. Am. Chem. Soc.* **2011**, *133*, 13864–13867.
- (6) For selected examples of ruthenium-catalyzed C-H bond activation/functionalization, see: (a) Murai, S.; Kakiuchi, F.; Sekini, S.; Tanaka, Y.; Kamatani, A.; Sonoda, M.; Chatani, N. *Nature* **1993**, *366*, 529–531. (b) Ueno, S.; Chatani, N.; Kakiuchi, F. *J. Am. Chem. Soc.* **2007**, *129*, 6098–6099. (c) Ozdemir, I.; Demir, S.; Cetinkaya, B.; Gourlaouen, C.; Maseras, F.; Bruneau, C.; Dixneuf, P. H. *J. Am. Chem. Soc.* **2008**, *130*, 1156–1157. (d) Deng, G.; Zhao, L.; Li, C.-J. *Angew. Chem., Int. Ed.* **2008**, *47*, 6278–6282. (e) Cheng, K.; Zhang, Y.; Zhao, J.; Xie, C. *Synlett* **2008**, 1325–1330. (f) Cheng, F.; Yao, B.; Zhao, J.; Zhang, Y. *Org. Lett.* **2008**, *10*, 5309–5312. (g) Martinez, R.; Simon, M.-O.; Chevalier, R.; Pautigny, C.; Genet, J.-P.; Darses, S. *J. Am. Chem. Soc.* **2009**, *131*, 7887–7895. (h) Pozgan, F.; Dixneuf, P. H. *Adv. Synth. Catal.* **2009**, *351*, 1737–1743. (i) Arockiam, P.; Poirier, V.; Fischmeister, C.; Bruneau, C.; Dixneuf, P. H. *Green Chem.* **2009**, *11*, 1871–1875. (j) Kochi, T.; Urano, S.; Seki, H.; Mizushima, E.; Sato, M.; Kakiuchi, F. *J. Am. Chem. Soc.* **2009**, *131*, 2792–2793. (k) Guo, X.; Deng, G.; Li, C.-J. *Adv. Synth. Catal.* **2009**, *351*, 2071–2074. (l) Arockiam, P.; Fischmeister, C.; Bruneau, C.; Dixneuf, P. H. *Angew. Chem., Int. Ed.* **2010**, *49*, 6629–6632. (m) Luo, N.; Yu, Z. *Chem.—Eur. J.* **2010**, *16*, 787–791. (n) Prades, A.; Poyatos, M.; Peris, E. *Adv. Synth. Catal.* **2010**, *352*, 1155–1162. (o) Li, H.; Wei, W.; Xu, Y.; Zhang, C.; Wan, X. *Chem. Commun.* **2011**, *47*, 1497–1499. (p) Ueyama, T.; Mochida, S.; Fukutani, T.; Hirano, K.; Satoh, T.; Miura, M. *Org. Lett.* **2011**, *13*, 706–708. (q) Ouellet, S. G.; Roy, A.; Molinaro, C.; Angelaud, R.; Marcoux, J. F.; O’Shea, P. D.; Davies, I. W. *J. Org. Chem.* **2011**, *76*, 1436–1439. (r) Ferrer Flegeau, E.; Bruneau, C.; Dixneuf, P. H.; Jutand A. *J. Am. Chem. Soc.* **2011**, *133*, 10161–10170. (s) Kochi, T.; Tazawa, A.; Honda, K.; Kakiuchi, F. *Chem. Lett.* **2011**, *40*, 1018–1020. (t) Ackermann, L.; Hofmann, N.; Vicente, R. *Org. Lett.* **2011**, *13*, 1875–1877.
- (7) Crystal data for **3a** (CCDC 838883): C₁₈H₁₅N₂O₂S, M = 309.37, monoclinic, *a* = 12.0800(2), *b* = 6.5760(1), *c* = 19.2930(4) Å, β = 104.500(1)°, *U* = 1483.78(5) Å³, *T* = 150(2) K, space group *P*2₁/*a*, *Z* = 4, 24599 reflections measured, 3390 independent reflections (*R*_{int} = 0.0457). The final *R*1 and *wR*(*F*²) values were 0.0391 and 0.0941, respectively (*I* > 2σ(*I*)). Comparative values (all data) were 0.0506 and 0.1002.
- (8) The addition of phosphine ligands (e.g. PPh₃, XantPhos, DPPF), employing alternative bases (e.g. KOAc, Et₃N) or changing reaction temperature resulted in lower yields of the *meta*-sulfonation product.
- (9) (a) Clark, G. R.; Headford, C. E. L.; Roper, W. R.; Wright, L. J.; Yap, V. P. D. *Inorg. Chim. Acta* **1994**, *220*, 261–272. (b) Clark, A. M.; Rickard, C. E. F.; Roper, W. R.; Wright, L. J. *Organometallics* **1999**, *18*, 2813–2820.
- (10) Boutadla, Y.; Al-Duajj, O.; Davies, D. L.; Griffith, G. A.; Singh, K. *Organometallics*, **2009**, *28*, 433–440.
- (11) To rule out simple Lewis acid activation of the sulfonyl chloride, we carried out a number of control reactions based on literature precedent: (a) Frost, C. G.; Hartley J. P.; Whittle, A. J. *Synlett* **2001**, 830–832. (b) Frost, C. G.; Hartley J. P.; Whittle, A. J. *Synlett* **2002**, 1928–1930.
- (12) Gagliardo, M.; Snelders, D. J. M.; Chase, P. A.; Klein Gebbink, R. J. M.; van Klink, G. P. M.; van Koten, G. *Angew. Chem., Int. Ed.* **2007**, *46*, 8558–8573.
- (13) When 2-phenylpyridine was treated with [Ru(*p*-cymene)Cl₂]₂ and K₂CO₃ (2 equiv) in MeOH-[D₄] no H/D exchange was observed. However, previous studies have shown the reversibility of ruthenium-catalyzed C-H bond cleavage: (a) Kozhushkov, S. I.; Yufit, D. S.; Ackermann, L. *Org. Lett.* **2008**, *10*, 3409–3412. (b) Prades, A.; Poyatos, M.; Peris, E. *Adv. Synth. Catal.* **2010**, *352*, 1155–1162. (c) Ackermann, L.; Vicente, R.; Potukuchi, H. K.; Pirovano, V. *Org. Lett.* **2010**, *12*, 5032–5035.
- (14) For selected reviews of Suzuki-Miyaura coupling, see: (a) Miyaura, N.; Suzuki, A. *Chem. Rev.* **1995**, *95*, 2457–2483. (b) Bellina, F.; Carpita, A.; Rossi, R. *Synthesis* **2004**, 2419–2440. (c) Martin, R.; Buchwald, S. L. *Acc. Chem. Res.* **2008**, *41*, 1461–1473. (d) Doucet, H. *Eur. J. Org. Chem.* **2008**, 2013–2030.
- (15) For selected reviews of Buchwald-Hartwig amination, see: (a) Hartwig, J. F. *Nature* **2008**, *455*, 314–322. (b) Surry, D. S.; Buchwald, S. L. *Angew. Chem., Int. Ed.* **2008**, *47*, 6338–6361. (c) Surry, D. S.; Buchwald, S. L. *Chem. Sci.* **2011**, *2*, 27–50.

