

Article

Trans-Selective Rhodium Catalysed Conjugate Addition of Organoboron Reagents to Dihydropyranones

Hannah J. Edwards, Sean Goggins and Christopher G. Frost *

Department of Chemistry, University of Bath, Claverton Down, Bath BA2 7AY, UK;
E-Mails: han.j.edwards@gmail.com (H.J.E.); sg297@bath.ac.uk (S.G.)

* Author to whom correspondence should be addressed; E-Mail: c.g.frost@bath.ac.uk;
Tel.: +44-(0)1225-386142; Fax: +44-(0)1225-386231.

Academic Editor: John Spencer

Received: 10 March 2015 / Accepted: 1 April 2015 / Published:

Abstract: The selective synthesis of 2,6-*trans*-tetrahydropyran derivatives employing the rhodium catalysed addition of organoboron reagents to dihydropyranone templates, derived from a zinc-catalysed hetero-Diels-Alder reaction, is reported. The addition of both arylboronic acids and potassium alkenyltrifluoroborates have been accomplished in high yields using commercially-available [Rh(cod)(OH)]₂ catalyst. The selective formation of the 2,6-*trans*-tetrahydropyran stereoisomer is consistent with a mechanism involving alkene association and carbometalation on the less hindered face of the dihydropyranone.

Keywords: boronic acids; conjugate addition; rhodium; tetrahydropyran

1. Introduction

The rhodium-catalysed conjugate addition of organometallic donors has evolved into a versatile tool for the assembly of complex molecules and intermediates in natural product synthesis [1–6]. The mechanistic and stereochemical aspects of the reaction have been thoroughly investigated for additions to prochiral substrates [7] and processes involving enantioselective protonation [8–10]. When the addition occurs to a chiral acceptor, the diastereoselectivity can be controlled by substrate [11], ligand [12] or organometallic donor [13]. Tetrahydropyran (THP) rings are a prevalent feature in natural products and such compounds frequently have important biological activities (Figure 1). In this context, the selective assembly of the 2,6-*trans*-tetrahydropyran subunit is a significant challenge [14].

A powerful methodology for the construction of 6-membered heterocycles is the hetero-Diels-Alder (HDA) cycloaddition [15]. This has been a key reaction for the synthesis of many THP containing natural products [16,17]. In this paper, we describe a general selective synthesis of 2,6-*trans*-tetrahydropyran derivatives employing the rhodium-catalysed addition of organoboron reagents to dihydropyranone templates derived from a HDA reaction.

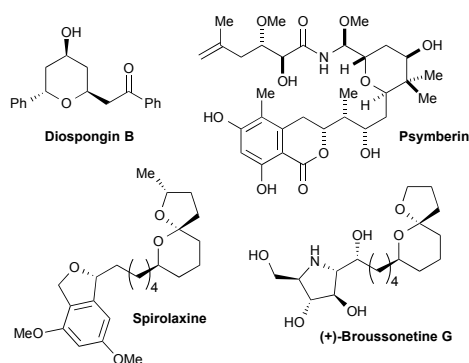
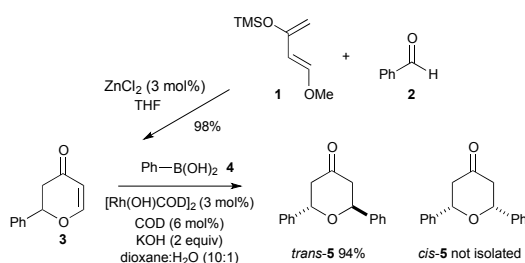


Figure 1. Representative examples of 2,6-*trans*-tetrahydropyran natural products.

2. Results and Discussion

The required 5,6-dihydro-2*H*-pyranones, can be accessed using a zinc-catalysed HDA reaction of Danishefsky's Diene **1** and an aldehyde heterodienophile [18]. As illustrated in Scheme 1, the use of benzaldehyde **2** results in an efficient synthesis of *rac*-2-phenyl-2,3-dihydro-pyran-4-one **3** in 98% isolated yield. Initial investigations into the rhodium-catalysed addition of phenylboronic acid **4** to **3** were carried out using 3 mol % [Rh(OH)(cod)]₂ with additional ligand in dioxane:water (10:1) at 80 °C. ¹H-NMR and chiral HPLC analysis of the isolated product indicated the formation of *rac*-2,6-*trans*-diphenyltetrahydropyran **5** in excellent yield.



Scheme 1. Catalytic synthesis of 2,6-*trans*-tetrahydropyran derivatives.

A successful catalytic conjugate addition is dependent on an efficient transmetalation of the organoboronic acid to rhodium followed by carbometallation to afford an η^3 -oxa- π -allylrhodium complex that is protonated to afford the product. A number of detailed mechanistic studies for

rhodium-catalysed conjugate addition to cyclic and acyclic, activated alkenyl species have been reported [1–6]. The selective formation of the 2,6-*trans*-tetrahydropyran stereoisomer is consistent with a mechanism involving alkene association and carbometalation on the less hindered face of the dihydropyranone, which affords the 2,6-*trans*-tetrahydropyran derivative on protonation of the rhodium oxa- π -allyl species (Figure 2).

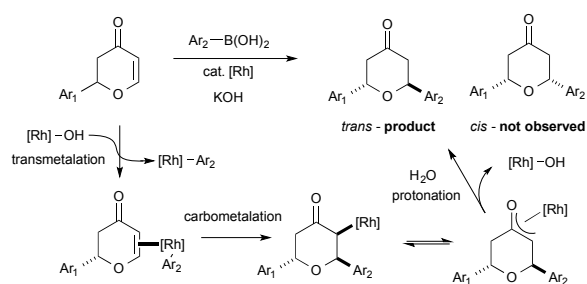


Figure 2. Mechanistic steps and origin of *trans*-selectivity.

Following these successful initial results, a small range of functionalised 2,3-dihydropyran-4-one substrates were prepared using the zinc-catalysed HDA reaction (Figure 3). It is interesting to note that in many of the 2,6-*trans*-tetrahydropyran natural products, alkyl chains appear more frequently than aryl groups. Since the use of alkenylboronates in rhodium catalysed additions is well established, this tactical approach presents a synthetic opportunity to install a broad array of functionality from either HDA or conjugate addition. To establish useful scope for synthetic applications it was important to establish whether similar stereocontrol would be maintained in the addition of both aryl- and alkenylboronates.

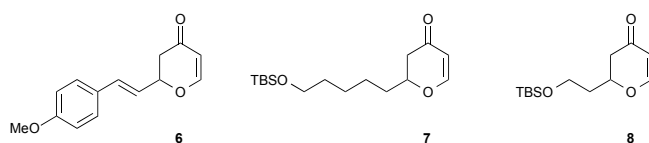
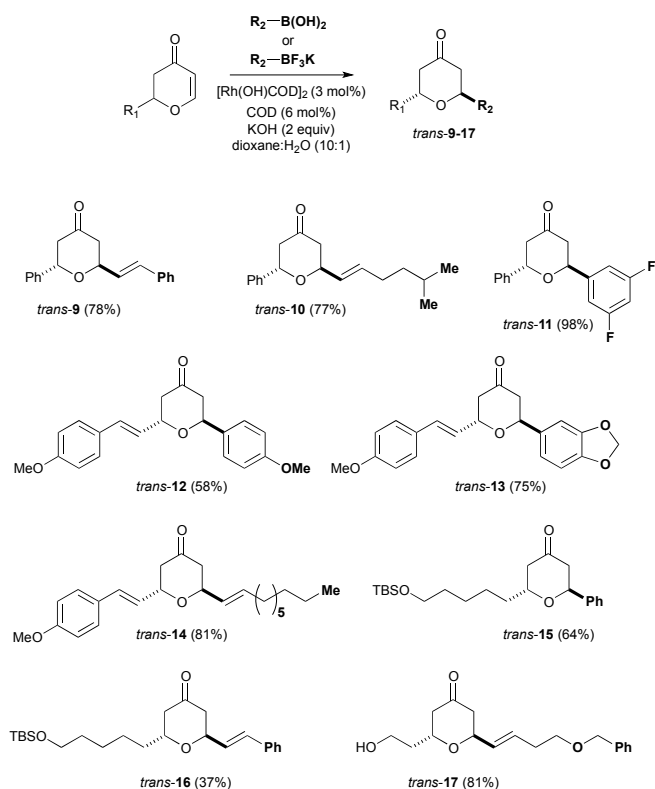


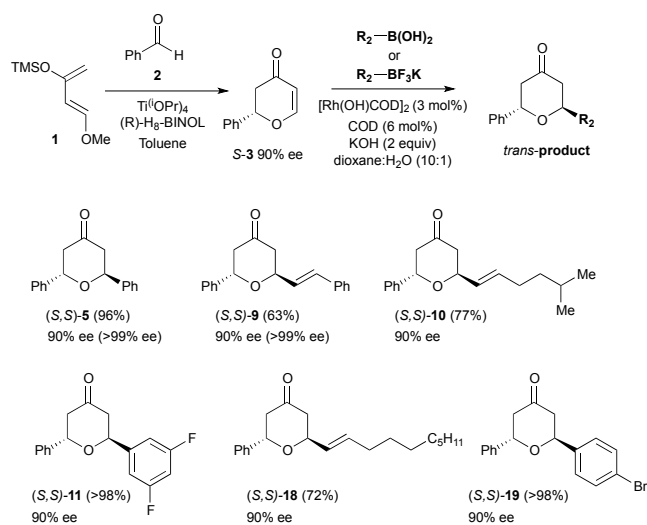
Figure 3. 2,3-Dihydropyran-4-one substrates.

We have previously noted that alkenyltrifluoroborate salts offer practical advantages in terms of stability and product yield in rhodium-catalysed conjugate addition reactions [19]. This is proposed to be due to the slow release of alkenylboronic acid and a concomitant reduction in competing protodeboronation pathways [20]. Therefore, rhodium-catalysed conjugate additions of arylboronic acids and potassium alkenyltrifluoroborates to the 2,3-dihydropyran-4-one substrates were explored. The optimised conditions for the addition of both arylboronic acids and potassium alkenyltrifluoroborates employed commercially-available $[\text{Rh}(\text{cod})(\text{OH})_2]$ catalyst with added cyclooctadiene ligand to limit catalyst decomposition. A diverse range of organoboronates were shown to successfully participate in the conjugate addition to 2,3-dihydropyran-4-ones affording the products **9–17** as the *trans* isomer (Scheme 2).



Scheme 2. Catalytic synthesis of racemic 2,6-*trans*-tetrahydropyran derivatives.

The synthetic potential of this selective process was next explored with an enantiopure acceptor (Scheme 3). In this context, a suitable asymmetric synthesis of 2-phenyl-2,3-dihydro-pyran-4-one **3** was required. For catalytic asymmetric HDA reactions, a wide-range of chiral Lewis acid complexes have been successfully employed [21]. In particular, the use of $Ti(OPr)_4$ in combination with H₈-BINOL offers excellent enantioselectivities and high yields for a wide range of dihydropyrones [22]. Under the reported conditions (*S*)-**3** was obtained in 85% yield and 90% ee. This would serve as a useful probe for the stereoselectivity of the catalytic conjugate addition and afford enantioenriched products. Pleasingly, the optimised conditions were effective for the addition of both arylboronic acids (products **5**, **11** and **19**) and potassium alkenyltrifluoroborates (products **9**, **10** and **18**). No erosion of enantiopurity was observed in the products indicating a highly stereoselective *trans* addition. The tetrahydropyran derivatives **5** and **9** were scaled-up and it was possible to recrystallise the products to amplify the ee to >99%. Confirmation of enantiopurity was established via NMR spectroscopic analysis, by the appearance of only one set of diastereotopic coupling signals in all environments and via chiral HPLC analysis.



Scheme 3. Catalytic, stereoselective additions to enantioenriched *S*-3.

3. Experimental Section

3.1. General Remarks

All reactions were carried out under an atmosphere of nitrogen, in oven-dried glassware unless otherwise stated. Dichloromethane, tetrahydrofuran (THF) and toluene were dried and degassed by passing through anhydrous alumina columns using an Innovative Technology Inc. PS-400-7 solvent purification system and stored under an atmosphere of argon prior to use. Proton, carbon, fluorine and phosphorus nuclear magnetic resonance (NMR) spectra were recorded on a Bruker Avance 300 or 400 spectrometer (¹H-NMR at 300 or 400 MHz, ¹³C-NMR at 75.5 or 101 MHz, ¹⁹F-NMR at 376.5 MHz and ³¹P-NMR at 121.5 MHz). Chemical shifts for protons are reported downfield from tetramethylsilane and are referenced to residual protium in the solvent (¹H-NMR: CHCl₃ at 7.26 ppm, DMSO at 2.50 ppm, H₂O at 4.79 ppm). Chemical shifts for carbons are reported in parts per million downfield from tetramethylsilane and are referenced to the carbon resonances of the solvent peak (¹³C-NMR: CDCl₃ at 77.0 ppm, DMSO-*d*₆ at 39.5 ppm). IR spectra were recorded on a Perkin-Elmer 1600 FT IR spectrophotometer, with absorbencies quoted as ν in cm⁻¹. High resolution mass spectrometry (HRMS) was performed on a μ TOF electrospray time-of-flight (ESI-TOF) mass spectrometer (Bruker Daltonik). Enantiomeric excesses were determined using HPLC performed on a perkin Elmer IBN series system using chiralcel columns with a UV detector at 254 nm. Melting points were obtained on a Bibby-Sterilin SMP10 melting point machine and are uncorrected.

3.2. General Procedure for the Synthesis of Racemic Dihydropyranones

To a flame dried flask under an atmosphere of argon was added ZnCl₂ (39 mg, 0.28 mmol, 3 mol %) and anhydrous diethyl ether (0.4 mL, 3 mol %). Anhydrous THF (100 mL) was added followed by

freshly-purified aldehyde (9.42 mmol, 1.0 eq). The reaction was stirred for 10 min before dropwise addition of Danishefsky's Diene (**1**) (2.7 mL, 14.13 mmol, 1.5 eq). The reaction was stirred overnight at room temperature and then filtered through celite and concentrated. The crude product was purified by flash column chromatography to afford the respective dihydropyranones.

3.3. Synthesis of Racemic 2-Phenyl-2,3-dihydropyran-4-one (**3**)

Freshly distilled benzaldehyde (0.96 mL, 9.42 mmol) was reacted under the standard procedure and the crude product purified by flash column chromatography (eluting with petrol:ethyl acetate 8:2) to afford the title compound as a red oil (1.2 g, 73% yield).

R_f (petrol:ethyl acetate, 7:3); 0.29; ν_{max} (CH₂Cl₂)/cm⁻¹; 3063 (C-H), 1722 (C=O), 1670 (C=C), 1593, 1583 (C=C), 1268, 1037 (C-O); δ_H (300 MHz; CDCl₃); 7.48 (1H, dd, *J* = 6.0, 0.5 Hz, OCH), 7.44–7.35 (5H, m, ArH), 5.52 (1H, dd, *J* = 6.0 Hz, 1.3 Hz, CHCO), 5.43 (1H, dd, *J* = 14.4, 3.5 Hz, CH₂CHAr), 2.91 (1H, dd, *J* = 16.9, 14.3 Hz, COCHH), 2.66 (ddd, *J* = 16.9, 3.5, 1.3 Hz, COHH); δ_C (75.5 MHz; CDCl₃); 192.1, 163.2, 137.9, 129.0, 128.9, 126.2, 107.4, 81.1, 43.4; HRMS (ESI⁺) calcd for C₁₁H₁₀NaO₂ [M+Na⁺] *m/z* 197.0579 found: *m/z* 197.0590.

All data in accordance with literature values [22].

3.4. Synthesis of Racemic 2-[2-(4-Methoxyphenyl)vinyl]-2,3-dihydropyran-4-one (**6**)

Recrystallised 4-methoxycinnamaldehyde (1.0 g, 6.17 mmol) was reacted under the standard procedure and the crude product purified by flash column chromatography (eluting with petrol:ethyl acetate 8:2) to afford the title compound as an orange solid (0.28g, 20% yield).

R_f (petrol:ethyl acetate, 4:1); 0.29; δ_H (300 MHz; CDCl₃); 7.40 (2H, d, *J* = 6.0 Hz, ArH), 7.34 (1H, d, *J* = 8.5 Hz, OCHCH), 6.87 (2H, d, *J* = 8.5 Hz, ArH), 6.70 (1H, d, *J* 15.9 Hz, ArCHCH), 6.16 (1H, dd, *J* = 15.9, 6.8 Hz, ArCHCH), 5.46 (1H, d, *J* = 6.0 Hz, COCH), 5.07–5.00 (1H, m, CH₂CHO), 3.81 (3H, s, OCH₃), 2.78–2.56 (2H, m, CH₂CO); δ_C (75.5 MHz; CDCl₃); 192.2, 163.2, 150.0, 133.6, 128.2, 128.1, 122.7, 114.1, 107.3, 80.1, 55.4, 42.1; HRMS (CI⁺) calcd for C₁₄H₁₅O₃ [M+H]⁺ /*z* 231.1016 found: *m/z*. 231.1059.

All data in accordance with literature values [22].

3.5. Synthesis of Racemic 2-[5-(tert-Butyldimethylsilyloxy)pentyl]-2,3-dihydropyran-4-one (**7**)

6-(tert-Butyldimethylsilyloxy)hexanal (1.0 g, 4.09 mmol) was reacted under the standard procedure and the crude product purified by flash column chromatography (eluting with petrol:ethyl acetate 9:1) to afford the title compound as a yellow oil (0.990 g, 81% yield).

R_f (petrol:ethyl acetate, 4:1); 0.56; δ_H (300 MHz; CDCl₃); 7.35 (1H, d, *J* = 5.9 Hz, CHCHO), 5.39 (1H, dd, *J* = 5.9, 1.0 Hz, CHCHO), 4.39 (1H, ddt, *J* = 12.7, 7.7, 4.6 Hz, CH₂CHCH₂), 3.61 (2H, t, *J* = 6.3 Hz, CH₂OSi), 2.52 (1H, dd, *J* = 16.7, 12.9 Hz, COCHH), 2.42 (1H, ddd, *J* = 16.7, 4.3, 1.0 Hz,

Commented [MDP11]: Please confirm the section number.

Commented [CF2]: This is correct.

Commented [CF3]: Should be [M+H]⁺

COCHH),

1.89–1.64 (2H, m, CHCH₂CH₂), 1.58–1.49 (2H, m, CH₂CH₂OSi), 1.48–1.33 (4H, m, (CH₂)₂(CH₂)₂OSi), 0.89 (9H, s, SiC(CH₃)₃), 0.04 (6H, s, Si(CH₃)₂); δ_C (75.5 MHz; CDCl₃); 192.9, 163.4, 107.0, 79.6, 63.0, 41.9, 34.5, 32.7, 26.0, 25.7, 24.7, 18.4, −5.2; HRMS (ESI⁺) calcd for C₁₆H₃₀O₃Si [M+H]⁺ *m/z* 299.2037 found: *m/z* 299.2052.

Commented [CF4]: Should be [M+H]⁺

Commented [mm5]: Or [M+H]⁺ ?

All data in accordance with literature values [23].

3.6. Synthesis of Racemic 2-[2-(tert-Butyl-dimethyl-silanyloxy)-ethyl]-2,3-dihydropyran-4-one (8)

3-(tert-butyl-dimethyl-silanyloxy)propionaldehyde (1.0 g, 9.336 mmol) was reacted under the standard procedure and the crude product purified by flash column chromatography (eluting with petrol:ethyl acetate 4:1) to afford the title compound as a yellow oil (0.400 g, 39% yield).

R_f (petrol:ethyl acetate, 4:1); 0.51; δ_H (300 MHz; CDCl₃); 7.35 (1H, d, *J* = 6.0 Hz, OCH), 5.41 (1H, dd,

J = 6.0, 1.0 Hz, CHCO), 4.67–4.57 (1H, m, OCHCH₂), 3.85–3.71 (2H, m, OCH₂), 2.63–2.43 (2H, m, COCH₂), 2.07–1.96 (1H, m, CHCHHCH₂), 1.90–1.79 (1H, m, CHCHHCH₂), 0.89 (9H, s, SiC(CH₃)₃), 0.05 (6H, s, Si(CH₃)₂); δ_C (75.5 MHz; CDCl₃); 192.7, 163.2, 107.2, 58.4, 42.1, 37.4, 26.0, 18.4, −5.32, −5.36; HRMS (ESI⁺) calcd for C₁₃H₂₅O₃ [M+H]⁺ *m/z* 257.1572 found: *m/z* 257.1536.

Commented [CF6]: [M+H]⁺

All data in accordance with literature values [23].

3.7. Synthesis of (S)-2-Phenyl-2,3-dihydropyran-4-one ((S)-3)

A mixture of (*R*)-H₈-BINOL (0.610 g, 2.07 mmol) and Ti(O^{*i*}Pr)₄ (0.56 mL, 1.884 mmol) with activated 4 Å molecular sieves (4.54 g) in anhydrous toluene (38 mL) under an inert atmosphere was heated at 35 °C for 1 h. The yellow mixture was cooled to room temperature and freshly distilled benzaldehyde (0.96 mL, 9.42 mmol, 1.0 eq) added. After stirring for 10 min the mixture was cooled to 0 °C and Danishefsky's diene (11.3 mmol, 1.2 eq) was added. The reaction was stirred at 0 °C for 24 h and then treated with trifluoroacetic acid (0.1 mL). After stirring for a further 15 min at 0 °C, NaHCO₃ (10 mL) was added and the reaction stirred for 10 min and then filtered through a plug of celite. The organic layer was then separated and the aqueous extracted with diethylether (3 × 25 mL). The combined organic extracts were dried over Na₂SO₄ and concentrated *in vacuo*. The crude product was purified by flash chromatography (eluting with petrol:ethyl acetate 8:2) to afford the title compound as a red oil (1.2 g, 73% yield). The chromatographed material was determined to be in 90% ee by chiral HPLC analysis (Chiralcel OD, 9:1 Hexanes: propan-2-ol, 1.0 mL·min^{−1}, t_R = 11.22 min (major) and 13.23 min (minor).

R_f (petrol:ethyl acetate, 7:3); 0.29; [α]_D²⁰ = +81° (*c* = 0.8, CHCl₃); ν_{max} (CH₂Cl₂)/cm^{−1}; 3063 (C-H), 1722 (C=O), 1670 (C=C), 1593, 1583 (C=C), 1268, 1037 (C-O) δ_H (300 MHz; CDCl₃); 7.48 (1H, dd, *J* = 6.0, 0.6 Hz, OCHCH), 7.44–7.38 (5H, m, ArH), 5.53 (1H, dd, *J* = 6.0 Hz, 1.2 Hz, CHCO), 5.43 (1H, dd, *J* = 14.4, 3.5 Hz, CH₂CHAr), 2.91 (1H, dd, *J* = 17.0, 14.4 Hz, COCHH), 2.66 (ddd, *J* = 17.0, 3.5, 1.3

Hz, COHH); δ_C (75.5 MHz; CDCl₃); 192.2, 163.2, 137.9, 129.0, 128.9, 126.2, 107.5, 81.2, 43.5; HRMS (ESI⁺) calcd for C₁₁H₁₀NaO₂ [M+Na]⁺ m/z 197.0579 found: m/z 197.0590.

All data in accordance with literature values [22].

3.8. General Procedure for the Rhodium-Catalysed Conjugate Additions to Dihydropyranones

An oven dried, 24 mL screw-capped vial equipped with a rubber septum was charged with organoboron reagent (0.228 mmol, 2.0 eq), [Rh(OH)(cod)]₂ (0.0016 g, 0.00342 mmol, 3 mol %), cyclooctadiene (0.007 g, 0.00684 mmol) and potassium hydroxide (0.009 g, 0.228 mmol). The reaction vessel was purged with argon and dioxane (0.5 mL) and water (0.05 mL) were subsequently added by syringe. The red solution was stirred for 15 minutes at room temperature, before the addition of dihydropyranone (0.114 mmol, 1.0 eq). The reaction was transferred to a preheated hotplate at 80 °C for 20 h. Upon completion, the crude reaction mixture was taken up in diethyl ether (5 mL) and filtered through a short plug of silica (elution; diethyl ether) and the solvent removed *in vacuo*. The crude residue was purified by flash column chromatography on silica gel to afford the desired compounds.

3.9. Synthesis (2*S*,6*S*)-Diphenyltetrahydropyran-4-one (5)

Phenylboronic acid (0.210 g, 1.72 mmol) was treated with (*S*)-2-phenyl-2,3-dihydropyran-4-one ((*S*)-**3**) (0.150 g, 0.86 mmol) under the standard conditions. The crude residue was purified by flash column chromatography on silica gel (eluting with petrol:ethyl acetate 9:1) to afford the title compound as a white solid (0.207 g, 96% yield).

R_f (petrol:ethyl acetate, 4:1); 0.47; [α]_D²⁰ = -16° (*c* = 1, CHCl₃); ν_{\max} (CH₂Cl₂)/cm⁻¹; 3067, 3066, 2974, 2886 (C-H), 1714 (C=O), 1601 (C=C aryl), 1133 (C-O); δ_H (300 MHz; CDCl₃); 7.27–7.26 (5H, m, ArH), 7.05 (2H, m, CHOCH), 6.87 (2H, dd, *J* = 14.6, 6.6 Hz, CHHCOCHH), 6.81 (2H, dd, *J* = 15.0, 5.0 Hz, CHHCOCHH); δ_C (75.5 MHz; CDCl₃); 206.8, 139.9, 128.8, 128.2, 126.8, 73.6, 46.4; HRMS (ESI⁺) calcd for C₁₇H₁₆NaO₂ [M+Na]⁺ m/z 275.1048 found: m/z . 275.1029; HPLC (Chiralcel ODH, 97:3 Hexanes:propan-2-ol, 0.5 mL·min⁻¹, t_R = 11.07 min (major) and 13.11 min (minor).

3.10. Synthesis of (2*S*,6*S*)-2-Phenyl-6-styryltetrahydropyran-4-one (9)

Potassium (*E*)-styryltrifluoroborate (0.907 g, 4.32 mmol) was reacted with (*S*)-2-phenyl-2,3-dihydropyran-4-one ((*S*)-**3**) (0.20 g, 1.148 mmol) under the standard conditions. The crude residue was purified by flash column chromatography on silica gel (eluting with petrol:ethyl acetate 9:1) to afford the title compound as a white solid (0.20 g, 63% yield).

R_f (petrol:ethyl acetate, 4:1); 0.5; [α]_D²⁰ = -77° (*c*=1, CHCl₃), ν_{\max} (neat)/cm⁻¹; 3035, 2979, 2882 (C-H), 1720 (C=O), 1658 (C=C), 1600, 1579 (C=C aryl), 1231, 1048 (C-O); δ_H (300 MHz; CDCl₃); 7.34–7.17 (10H, m, ArH), 6.53 (1H, dd, *J* = 16.3, 1.4 Hz, ArCH), 6.23 (1H, dd, *J* = 16.3, 5.0, ArCHCH), 5.12 (1H, dd, *J* = 7.4, 5.0 Hz, ArCHO), 4.83 (1H, ddd, *J* = 10.7, 5.2, 1.4 Hz, CHCHO), 2.79–2.63 (4H, m, CH₂COCH₂); δ_C (75.5 MHz; CDCl₃); 206.5, 140.3, 136.0, 133.5, 128.8, 128.7, 128.3, 128.2, 127.8, 126.7, 126.5, 73.6, 72.9, 47.8, 45.4; HRMS (ESI⁺) calcd for C₁₉H₁₈NaO₂ [M+Na]⁺ m/z 301.1204 found:

Commented [mm7]: Or [M+Na]⁺?

m/z. 301.1177; HPLC (Chiralcel ODH; 95.5 Hexanes:propan-2-ol, 1.0 mL·min⁻¹, *t_R* = 13.37 min (major) and 21.93 min (minor).

3.11. Synthesis of (2*S*, 6*S*)-2-(5-Methylhex-1-enyl)-6-phenyltetrahydropyran-4-one (10)

Potassium (*E*)-trifluoro(5-methyl-hex-1-enyl)borate (0.047 g, 0.23 mmol) was reacted with (*S*)-2-phenyl-2,3-dihydropyran-4-one ((*S*)-**3**) (0.020 g, 0.115 mmol) under the standard conditions. The crude residue was purified by flash column chromatography on silica gel (eluting with petrol:ethyl acetate 9:1) to afford the title compound as a yellow oil (0.024 g, 77% yield).

R_f (petrol:ethyl acetate, 4:1); 0.78; ν_{max} (neat)/cm⁻¹; 3068, 2955, 2870 (C-H), 1706 (C=O), 1648 (C=C), 1602 (C=C aryl), 1268, 1069 (C-O); δ_H (300 MHz; CDCl₃); 7.38–7.27 (5H, m, ArH), 5.69 (1H, dtd,

J = 15.7, 6.3, 0.9 Hz, CH₂CHCH), 5.57 (1H, dtd, *J* = 15.7, 5.0, 1.0 Hz, CH₂CHCH), 5.11 (1H, dd, *J* = 7.4, 5.3 Hz, ArCHO), 4.70 (1H, dd, *J* = 9.7, 4.8 Hz, CHCHO), 2.76 (1H, dd, *J* = 14.4, 5.7, CHHCOCHH), 2.70 (2H, d, *J* = 5.4 Hz, CHHCOCHH), 2.60 (1H, ddd, *J* = 14.4, 4.6, 1.0 Hz, CHHCOCHH), 2.10–2.03 (2H, m, CH₂CH₂CH), 1.53 (1H, nonet, *J* = 6.6 Hz, (CH₃)₂CH), 1.29–1.24 (2H, m, (CH₃)₂CHCH₂), 0.88 (6H, d, *J* = 6.6 Hz, (CH₃)₂CH); δ_C (75.5 MHz; CDCl₃); 206.9, 140.5, 136.1, 128.1, 126.4, 73.1, 72.9, 48.0, 45.4, 38.1, 30.4, 27.6, 22.5; HPLC (Chiralcel AD; 98:2 Hexanes:propan-2-ol, 1.0 mL·min⁻¹, t_R = 6.85 min (major) and 15.91 min (minor).

3.12. Synthesis of (2*S*, 6*S*)-2-(3,5-Difluorophenyl)-6-phenyltetrahydropyran-4-one (11)

3,5-difluorophenylboronic acid (0.045 g, 0.287 mmol) was reacted with (*S*)-2-phenyl-2,3-dihydropyran-4-one ((*S*)-**3**) (0.025 g, 0.144 mmol) under the standard conditions. The crude residue was purified by flash column chromatography on silica gel (eluting with petrol:ethyl acetate 9:1) to afford the title compound as a yellow solid (0.038 g, 98% yield).

R_f (petrol: ethyl acetate, 4:1); 0.6; δ_H (300 MHz; CDCl₃); 7.42–7.30 (5H, m, ArH), 6.90 (2H, ddd, *J* = 8.2, 2.2, 0.7 Hz, FCCCHCFCF), 6.75 (1H, tt, *J* = 8.8, 2.3 Hz, CFCHCF), 5.34 (1H, t, *J* = 5.7 Hz, OCH), 4.97 (1H, dd, *J* = 6.82, 5.64 Hz, OCH), 2.93 (2H, ddd, *J* = 14.5, 5.7, 0.9 Hz, CHHCOCHH), 2.85–2.72 (2H, m, CHHCOCHH); δ_C (75.5 MHz; CDCl₃); 205.7, 144.2, 139.2, 128.9, 128.5, 127.0, 109.7, 109.3, 103.5, 74.2, 72.3, 46.8, 45.8; HPLC (Chiralcel AD: 99:1 Hexanes:propan-2-ol, 0.5 mL·min⁻¹, t_R = 37.30 min (major) and 48.68 min (minor).

3.13. Synthesis of trans-2-(4-Methoxyphenyl)-6-[2-(4-methoxyphenyl)-vinyl]-tetrahydropyran-4-one (12)

4-methoxyphenylboronic acid (0.026 g, 0.174 mmol) was reacted with 2-[2-(4-Methoxyphenyl)-vinyl]-2,3-dihydropyran-4-one (**6**) (0.020 g, 0.0869 mmol) under the standard conditions. The crude residue was purified by flash column chromatography on silica gel (eluting with petrol:ethyl acetate 8:2) to afford the title compound as a yellow oil (0.017 g, 58% yield).

R_f (petrol:ethyl acetate, 4:1); 0.26; δ_H (300 MHz; CDCl₃); 7.32 (4H, dd, *J* 8.8, 2.2 Hz, ArH), 6.88 (4H, dd, *J* = 11.6, 8.8 Hz, ArH), 6.52 (1H, d, *J* = 16.2, 5.3 Hz, ArCH), 6.15 (1H, d, *J* = 16.2 Hz, 5.3 Hz, ArCHCH), 5.17 (1H, dd, *J* = 7.2, 4.9, ArCHO), 4.81 (1H, ddd, *J* = 9.4, 5.3, 1.4, CHCHO), 3.81 (6H, s, OCH₃, OCH₃), 2.87–2.63 (4H, m, CH₂COCH₂); HRMS (ESI⁺) calcd for C₂₁H₂₂NaO₄ [M+Na]⁺ *m/z* 361.1416 found: *m/z*. 361.1404.

3.14. Synthesis of *trans*-2-Benzo[1,3]dioxol-5-yl-6-[2-(4-methoxyphenyl)vinyl]-tetrahydropyran-4-one (13)

Benzo-[1,3]dioxol-5-ylboronic acid (0.029 g, 0.174 mmol) was reacted with 2-[2-(4-methoxyphenyl)-vinyl]-2,3-dihydropyran-4-one (**6**) (0.020 g, 0.0869 mmol) under the standard conditions. The crude residue was purified by flash column chromatography on silica gel (eluting with petrol:ethyl acetate 8:2) to afford the title compound as a yellow oil (0.032 g, 75% yield).

R_f (petrol:ethyl acetate, 4:1); 0.38; ν_{\max} (neat)/ cm^{-1} ; 2906, 2862 (C-H), 1715 (C=O), 1641 (C=C), 1606, 1577, 1511 (C=C aryl), 1246, 1033 (C-O); δ_H (300 MHz; CDCl_3); 7.33 (3H, d, J 8.8 Hz, ArH), 6.89 (2H, d, J = 11.7 Hz, ArH), 6.82 (2H, d, J = 11.5 Hz, ArH), 6.53 (1H, d, J = 16.2 Hz, ArCHCH), 6.14 (1H, dd, J = 16.4, 5.5 Hz, ArCHCH), 5.96 (2H, s, OCH_2O), 5.10 (1H, dd, J = 7.0, 5.4 Hz, ArCHO), 4.84 (1H, ddd, J = 10.6, 5.3, 1.2 Hz, CHCHO), 3.81 (3H, s, ArOCH_3), 2.83–2.65 (4H, m, CH_2COCH_2); HRMS (ESI⁺) calcd for $\text{C}_{21}\text{H}_{20}\text{NaO}_5$ $[\text{M}+\text{H}]^+$ m/z 375.1208 found: m/z . 375.1192.

Commented [CF8]: Should be $[\text{M}+\text{H}]^+$

3.15. Synthesis of *trans*-2-Dec-1-enyl-6-[2-(4-methoxyphenyl)vinyl]-tetrahydropyran-4-one (14)

Potassium decenyl trifluoroborate (0.043 g, 0.174 mmol) was reacted with 2-[2-(4-methoxyphenyl)-vinyl]-2,3-dihydropyran-4-one (**6**) (0.020 g, 0.0869 mmol) under the standard conditions. The crude residue was purified by flash column chromatography on silica gel (eluting with petrol:ethyl acetate 8:2) to afford the title compound as a yellow oil (0.026 g, 81% yield).

R_f (petrol:ethyl acetate, 4:1); 0.5; ν_{\max} (CH_2Cl_2)/ cm^{-1} ; 2925, 2855 (C-H), 1718 (C=O), 1610, 1514 (C=C aryl), 1250 (C-O); δ_H (300 MHz; CDCl_3); 7.32 (2H, d, J = 8.7 Hz, ArH), 6.85 (2H, d, J = 8.7 Hz, ArH), 6.53 (1H, d, J = 16.1 Hz, ArCHCH), 6.12 (1H, dd, J = 16.1, 5.6 Hz, ArCHCH), 5.71 (1H, dt, J = 16.0, 6.6 Hz, CH_2CHCH), 5.55 (1H, dd, J = 15.7, 5.5 Hz, CH_2CHCH), 4.80 (1H, dd, J = 10.7, 5.1 Hz, CHO), 4.67 (1H, dd, J = 10.7, 5.6 Hz, CHO), 3.08 (3H, s, OCH_3), 2.69–2.47 (4H, m, CH_2COCH_2), 2.05 (2H, q, J = 6.9 Hz, CH_2CHCH), 1.37–1.26 (12H, m, $\text{CH}_3(\text{CH}_2)_6$), 0.88 (3H, t, J = 6.6 Hz, $\text{CH}_3(\text{CH}_2)_6$); δ_C (75.5 MHz; CDCl_3); 206.7, 159.9, 135.4, 132.4, 128.6, 127.9, 126.0, 125.7, 114.1, 72.6, 72.5, 55.4, 46.3, 32.5, 32.0, 29.5, 29.3, 29.3, 29.0, 22.8, 14.2; HRMS (ESI⁺) calcd for $\text{C}_{24}\text{H}_{35}\text{O}_3$ $[\text{M}+\text{H}]^+$ m/z 371.2586 found: m/z 371.2588.

Commented [CF9]: Should be $[\text{M}+\text{H}]^+$

3.16. Synthesis of *trans*-2-[5-(*tert*-Butyl-dimethylsilyloxy)-pentyl]-6-phenyltetrahydropyran-4-one (15)

Phenylboronic acid (0.021 g, 0.168 mmol) was reacted with (*S*)-2-[5-(*tert*-Butyl-dimethylsilyloxy)-pentyl]-2,3-dihydropyran-4-one (**7**) (0.025 g, 0.0838 mmol) under the standard conditions. The crude residue was purified by flash column chromatography on silica gel (eluting with petrol:ethyl acetate 9:1) to afford the title compound as a colourless oil (0.020 g, 64% yield).

R_f (petrol:ethyl acetate, 4:1); 0.72; δ_H (300 MHz; CDCl_3); 7.41–7.28 (5H, m, ArH), 5.21 (1H, t, J = 5.7 Hz, ArCHO), 3.98–3.90 (1H, m, OCHCH_2), 3.57 (2H, t, J = 1.56 Hz, CH_2OSi), 2.88–2.74 (2H, m, COCH_2), 2.57 (1H, ddd, J = 14.4, 4.5, 1.1 Hz, COCHH), 2.34 (1H, dd, J = 14.4, 7.3, 1.1 Hz, COCHH), 1.54–1.40 (4H, m, CH_2CH_2), 1.37–1.27 (4H, m, CH_2CH_2), 0.88 (9H, s, $\text{C}(\text{CH}_3)_3$), 0.03 (6H, s,

Si(CH₃)₂; δ_c (75.5 MHz; CDCl₃); 207.3, 140.2, 128.6, 128.0, 126.8, 63.1, 47.2, 46.2, 34.55, 32.72, 25.9, 25.6, 25.1, 18.4, −5.26.

3.17. Synthesis of *trans*-2-[5-(*tert*-Butyldimethylsilyloxy)pentyl]-6-styryltetrahydropyran-4-one (**16**)

Potassium (*E*)-styryl trifluoroborate (0.028 g, 0.13 mmol) was reacted with (*S*)-2-[5-(*tert*-Butyldimethyl-silyloxy)-pentyl]-2,3-dihydropyran-4-one (**7**) (0.020 g, 0.067 mmol) under the standard conditions. The crude residue was purified by flash column chromatography on silica gel (eluting with petrol:ethyl acetate 9:1) to afford the title compound as a colourless oil (0.010 g, 37% yield).

R_f (petrol: ethyl acetate, 4:1); 0.62; ν_{max} (neat)/cm^{−1}; 2931, 2858 (C-H), 1713 (C=O), 1623 (C=C), 1579, 1569 (C=C aryl), 1251, 1049 (C-O); δ_H (300 MHz; CDCl₃); 7.40–7.27 (5H, ArH), 6.56 (1H, dd, *J* = 16.1, 1.2, ArCH), 6.23 (1H, dd, *J* = 11.2, 5.2, ArCHCH), 4.87 (1H, dd, *J* = 9.6, 4.5 Hz, CHCHO), 4.12–4.03 (1H, m, OCHCH₂), 3.59 (2H, t, *J* = 6.4 Hz, CH₂OTBS), 2.68 (2H, qd, *J* = 14.3, 5.4 Hz, COCH₂), 2.49 (1H, ddd, *J* = 14.2, 4.0, 1.2 Hz, COCHH), 2.29 (1H, dd, *J* = 13.9, 8.2 Hz, COCHH), 1.55–1.46 (4H, m, CH₂CH₂), 1.43–1.34 (4H, m, CH₂CH₂), 0.88 (9H, s, C(CH₃)₃), 0.03 (6H, s, Si(CH₃)₂).

3.18. Synthesis of *trans*-2-(4-Benzoyloxybut-1-enyl)-6-(2-hydroxyethyl)tetrahydropyran-4-one (**17**)

Potassium (*E*)-(4-(benzyloxy)but-1-en-1-yl)trifluoroborate (0.105 g, 0.39 mmol) was reacted with 2-[2-(*tert*-Butyldimethylsilyloxy)ethyl]-2,3-dihydropyran-4-one (**8**) (0.050 g, 0.195 mmol) under the standard conditions. The crude residue was treated with TBAF (0.43 mL, 1M in THF) in THF (2 mL). After stirring for 1 h, a saturated solution of NH₄Cl was added and the mixture extracted with Et₂O (3 × 10 mL). Combined organic extracts were dried (MgSO₄) and concentrated *in vacuo*. The residue was purified by flash column chromatography on silica gel (eluting with CH₂Cl₂:methanol 9:1) to afford the title compound as a yellow oil (0.048 g, 81% yield).

R_f (CH₂Cl₂:methanol 9:1); 0.46; ν_{max} (neat)/cm^{−1}; 3342 (O-H), 2930, 2858 (C-H), 1472, 1463 (C=C), 1254, 1094 (C-O); δ_H (300 MHz; CDCl₃); 7.37–7.27 (5H, m, ArH), 5.71 (1H, dt, *J* = 15.8, 6.4 Hz, CH₂CHCH), 5.58 (1H, dd, *J* = 15.8, 4.7 Hz, CH₂CHCH), 4.75 (1H, dd, *J* = 9.7, 4.7 Hz, CHCHO), 4.49 (2H, s, ArCH₂O), 4.26 (1H, m, OCHCH₂), 3.73 (1H, br.s, OH), 3.50 (2H, t, *J* = 6.6 Hz, OCH₂CH₂), 2.67 (1H, dd, *J* = 14.5, 6.2 Hz, CHHCOCHH), 2.52 (1H, ddd, *J* = 14.6, 3.8, 1.4 Hz, CHHCOCHH), 2.43–2.28 (4H, m, CHHCOCHH, CH₂CHCH), 1.91–1.62 (2H, m, OCHCH₂); δ_c (75.5 MHz; CDCl₃); 206.5, 138.3, 132.2, 130.3, 128.4, 127.7, 127.6, 73.0, 72.9, 70.5, 69.2, 60.3, 47.6, 44.9, 37.5, 32.9.

3.19. Synthesis of (2*S*,6*S*)-2-Dec-1-enyl-6-phenyltetrahydropyran-4-one (**18**)

Potassium decenyl trifluoroborate salt (0.057 g, 0.23 mmol) was reacted with (*S*)-2-phenyl-2,3-dihydropyran-4-one ((*S*)-**3**) (0.020 g, 0.115 mmol) under the standard conditions. The crude residue was purified by flash column chromatography on silica gel (eluting with petrol:ethylacetate 9:1) to afford the title compound as a yellow oil (0.027 g, 72% yield).

R_f (petrol: ethyl acetate, 4:1); 0.69; ν_{max} (CH₂Cl₂)/cm⁻¹; 3037, 2924, 2854 (C-H), 1720 (C=O), 1667 (C=C), 1603 (C=C aryl), 1249, 1052 (C-O); δ_H (300 MHz; CDCl₃); 7.38–7.29 (5H, m ArH), 7.00 (1H, dt, *J* = 15.7, 6.3 Hz, CH₂CH), 5.57 (1H, dd, *J* = 15.7, 4.9 Hz, CH₂CHCH), 5.11 (1H, dd, *J* = 7.4 Hz, 5.4 Hz, ArCHO), 5.71 (1H, dd, *J* = 9.6, 4.7 Hz, CHCHO), 2.74 (1H, dd, *J* = 14.4, 5.9 Hz, CHHCOCHH), 2.70 (2H, d, *J* = 6.6 Hz, CHHCOCHH), 2.60 (1H, dd, *J* = 14.4, 4.6 Hz, CHHCOCHH),
2.06 (2H, q, *J* = 6.9 Hz, CH₂CH), 1.35 (2H, dd, *J* = 13.0, 5.9 Hz, CH₂CH₂CH), 1.30–1.22 (10H, m, CH₃(CH₂)₈), 0.87 (3H, t, *J* = 6.6 Hz, CH₃); δ_C (75.5 MHz; CDCl₃); 206.9, 140.0, 136.0, 128.8, 128.3, 128.1, 126.5, 73.1, 72.9, 48.0, 45.4, 32.5, 31.9, 29.5, 29.4, 29.2, 29.0, 22.8, 14.2; HPLC (Chiralcel ODH: 98:2 Hexanes:propan-2-ol, 1.0 mL·min⁻¹, t_R = 19.43 min (minor) and 21.42 min (major).

3.20. Synthesis of (2*S*,6*S*)-2-(4-Bromophenyl)-6-phenyltetrahydropyran-4-one (19)

4-Bromophenylboronic acid (0.058 g, 0.287 mmol) was reacted with (*S*)-2-phenyl-2,3-dihydropyran-4-one ((*S*)-**3**) (0.025 g, 0.144 mmol) under the standard conditions. The crude residue was purified by flash column chromatography on silica gel (eluting with petrol:ethylacetate 9:1) to afford the title compound as a colourless oil (0.044 g, 93% yield).

R_f (petrol: ethyl acetate, 4:1); 0.61; ν_{max} (neat)/cm⁻¹; 2983, 2896 (C-H), 1719 (C=O), 1596, 1494 (C=C aryl), 1245, 1231 (C-O); δ_H (300 MHz; CDCl₃); 7.41 (2H, d, *J* = 7.9 Hz, ArH), 7.30–7.24 (5H, m, ArH), 7.17 (2H, d, *J* = 8.3 Hz, ArH), 5.04 (1H, t, *J* = 5.8 Hz, ArCHO), 4.98 (1H, t, *J* = 5.9 Hz, ArCHO), 2.85 (1H, dd, *J* = 14.8, 6.5 Hz, CHHCOCHH), 2.76 (1H, dd, *J* = 14.8, 5.8 Hz, CHHCOCHH),
2.75 (2H, *J* = 6.8 Hz, CHHCOCHH); δ_C (75.5 MHz; CDCl₃); 206.3, 139.6, 139.0, 131.9, 128.8, 128.5, 128.3, 126.8, 122.2, 73.8, 72.9, 46.9, 46.3; HRMS (ESI⁺) calcd for C₁₇H₁₅BrNaO₂ [M+Na]⁺ *m/z* 353.0153 found: *m/z* 252.0124; HPLC (Chiralcel OJ, 9:1 Hexanes:propan-2-ol, 1.0 mL·min⁻¹, t_R = 20.36 min (minor) and 28.61 min (major).

4. Conclusions

In summary, the catalytic conjugate addition of both aryl- and alkenylboronates to dihydropyranone templates have been accomplished in high yields, leading to the selective synthesis of 2,6-*trans*-tetrahydropyran derivatives. The selective formation of the 2,6-*trans*-tetrahydropyran stereoisomer is consistent with a mechanism involving alkene association and carbometalation on the less hindered face of the dihydropyranone. This methodology has simultaneously expanded the limited precedent for metal-catalysed addition of organoboron reagents to enantioenriched substrates and demonstrated the utility of sequential catalysis in the construction of “natural product-like” molecules.

Acknowledgments

We are grateful to the University of Bath and Atlas Genetics (<http://www.atlasgenetics.com>) for funding. We acknowledge the valuable assistance of Anneke Lubben (Mass Spectrometry) and John Lowe (NMR).

Author Contributions

H. J. Edwards and S. Goggins performed the research and C. G. Frost wrote the manuscript. All authors have approved the final content of the manuscript.

Conflicts of Interest

The authors declare no conflict of interest.

References

1. Tian, P.; Dong, H.-Q.; Lin, G.-Q. Rhodium-catalyzed asymmetric arylation. *ACS Catal.* **2012**, *2*, 95–119.
2. Berthon, G.; Hayashi, T. Rhodium- and palladium-catalyzed asymmetric conjugate additions. In *Catalytic Asymmetric Conjugate Reactions*; Cordova, A., Ed.; Wiley-VCH: Weinheim, Germany, 2010; Chapter 1, pp. 1–70.
3. Edwards, H.J.; Hargrave, J.D.; Penrose, S.D.; Frost, C.G. Synthetic applications of rhodium catalysed conjugate addition. *Chem. Soc. Rev.* **2010**, *39*, 2093–2105.
4. Hargrave, J.D.; Allen, J.C.; Frost, C.G. Alternatives to organoboron reagents in rhodium-catalyzed conjugate additions. *Chem. Asian J.* **2010**, *5*, 386–396.
5. Hayashi, T.; Yamasaki, K. Rhodium-catalyzed asymmetric 1,4-addition and its related asymmetric reactions. *Chem. Rev.* **2003**, *103*, 2829–2844.
6. Fagnou, K.; Lautens, M. Rhodium-catalyzed carbon-carbon bond forming reactions of organometallic compounds. *Chem. Rev.* **2003**, *103*, 169–196.
7. Hayashi, T.; Takahashi, M.; Takaya, Y.; Ogasawara, M. Catalytic cycle of rhodium-catalyzed asymmetric 1,4-addition of organoboronic acids. Arylrhodium, oxa- π -allylrhodium, and hydroxorhodium intermediates *J. Am. Chem. Soc.* **2002**, *124*, 5052–5058.
8. Filloux, C.M.; Rovis, T. Rh(I)-bisphosphine-catalyzed asymmetric, intermolecular hydroheteroarylation of α -substituted acrylate derivatives. *J. Am. Chem. Soc.* **2015**, *137*, 508–517.
9. Navarre, L.; Martinez, R.; Genet, J.; Darses, S. Access to enantioenriched α -amino esters via rhodium-catalyzed 1,4-addition/enantioselective protonation. *J. Am. Chem. Soc.* **2008**, *130*, 6159–6169.
10. Moss, R.J.; Wadsworth, K.J.; Chapman, C.J.; Frost, C.G. Rhodium-catalysed tandem conjugate addition-protonation: An enantioselective synthesis of 2-substituted succinic esters. *Chem. Commun.* **2004**, 1984–1985.
11. Ramnauth, J.; Poulin, O.; Bratovanov, S.S.; Rakhit, S.; Maddaford, S.P. Stereoselective C-glycoside formation by a rhodium(I)-catalyzed 1,4-addition of arylboronic acids to acetylated enones derived from glycals. *Org. Lett.* **2001**, *3*, 2571–2573.
12. Zoute, L.; Kociok-Kohn, G.; Frost, C.G. Rhodium-catalyzed 1,4-additions to enantiopure acceptors: asymmetric synthesis of functionalized pyrrolizidinones. *Org. Lett.* **2009**, *11*, 2491–2494.
13. Hargrave, J.D.; Bish, G.; Frost, C.G. Switching stereoselectivity in rhodium-catalysed 1,4-additions: The asymmetric synthesis of 2-substituted pyrrolizidinones. *Chem. Commun.* **2006**, 4389–4391.

14. Clarke, P.A.; Santos, S. Strategies for the formation of tetrahydropyran rings in the synthesis of natural products. *Eur. J. Org. Chem.* **2006**, *9*, 2045–2053.
15. Pellissier, H. Asymmetric hetero-Diels–Alder reactions of carbonyl compounds. *Tetrahedron* **2009**, *65*, 2839–2877.
16. Tietze, L.F.; Ketschau, G.; Gewert, J.A.; Schuffenhauer, A. Hetero-Diels–Alder reactions of 1-oxa-1,3-butadienes. *Curr. Org. Chem.* **1998**, *2*, 19–62.
17. Kumaraswamy, G.; Ramakrishna, G.; Naresh, P.; Jagadeesh, B.; Sridhar, B. A flexible enantioselective total synthesis of Diospongins A and B using catalytic hetero-Diels–Alder/Rh-catalyzed 1,4-addition and asymmetric transfer hydrogenation reactions as key steps. *J. Org. Chem.* **2009**, *74*, 8468–8471.
18. Danishefsky, S.; Kerwin, J.F.; Kobayashi, S. Lewis acid catalyzed cyclocondensations of functionalized dienes with aldehydes. *J. Am. Chem. Soc.* **1982**, *104*, 358–360.
19. Frost, C.G.; Penrose, S.D.; Gleave, R. Rhodium catalysed conjugate addition of a chiral alkenyltrifluoroborate salt: The enantioselective synthesis of hermitamides A and B. *Org. Biomol. Chem.* **2008**, *6*, 4340–4347.
20. Lennox, A.J. J.; Lloyd-Jones, G.C. Organotrifluoroborate hydrolysis: Boronic acid release mechanism and an acid-base paradox in cross-coupling. *J. Am. Chem. Soc.* **2012**, *134*, 7431–7441.
21. Jørgensen, K.A. Catalytic asymmetric hetero-Diels–Alder reactions of carbonyl compounds and imines. *Angew. Chem. Int. Ed.* **2000**, *39*, 3558–3588.
22. Wang, B.; Feng, X.; Huang, Y.; Liu, H.; Cui, X.; Jiang, Y. A highly enantioselective hetero-Diels–Alder reaction of aldehydes with Danishefsky's Diene catalyzed by chiral titanium(IV) 5,5',6,6',7,7',8,8'-octahydro-1,1'-bi-2-naphthol complexes. *J. Org. Chem.* **2002**, *67*, 2175–2182.
23. Fox, A.B.; R.J.; Vanecko, J.A. (+)-Sorangicin a synthetic studies. Construction of the C(1–15) and C(16–29) subtargets. *Org. Lett.* **2005**, *7*, 3099–3102.

Sample Availability: Samples of the compounds are not available from the authors.

© 2015 by the authors; licensee MDPI, Basel, Switzerland. This article is an open access article distributed under the terms and conditions of the Creative Commons Attribution license (<http://creativecommons.org/licenses/by/4.0/>).